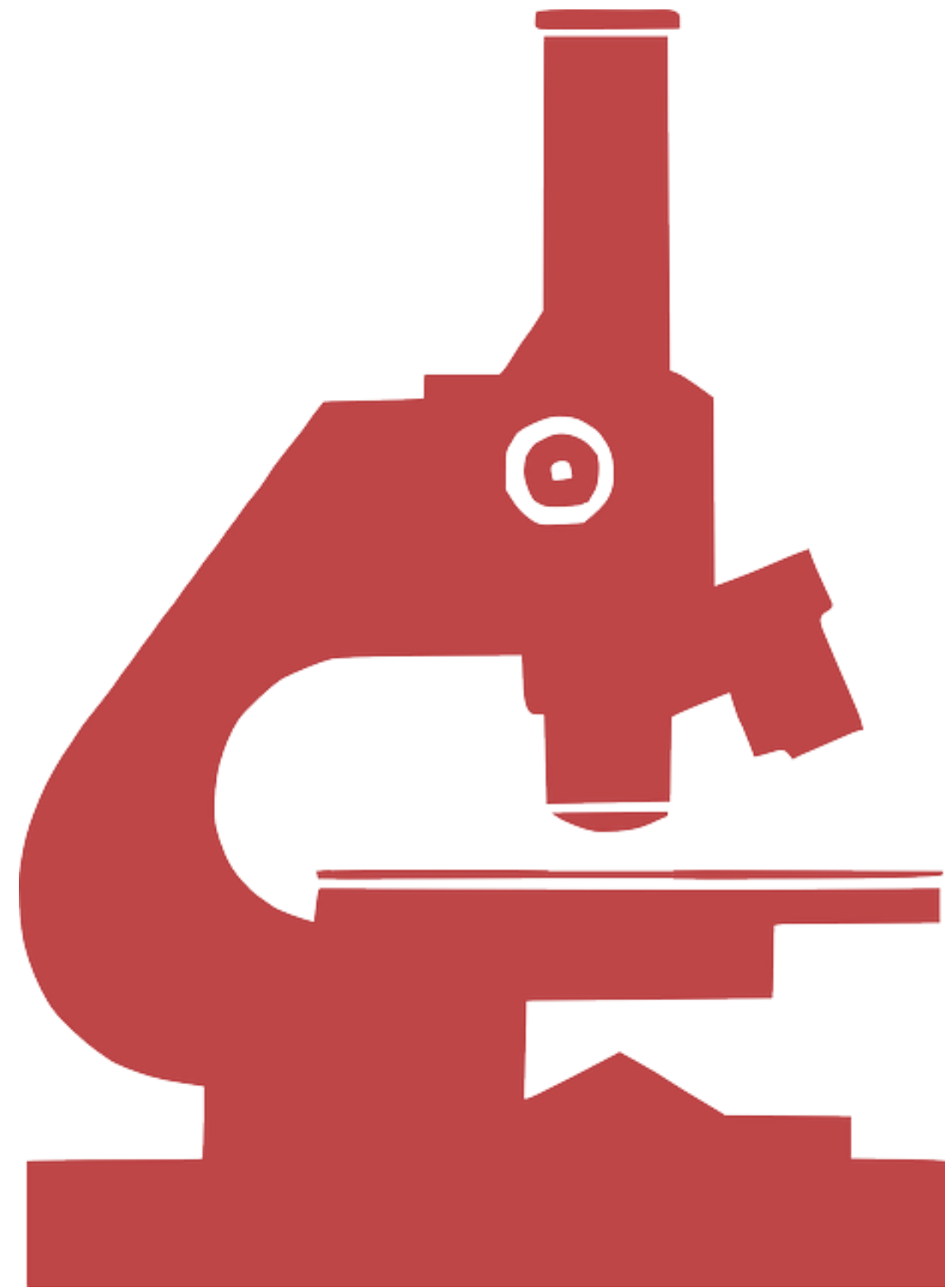




At the School of
OPENCOHESION

RESEARCH METHODS: SECONDARY DATA



What are the principal **research methods**, and how do you choose the correct ones for your project?

DATA TYPES

PRIMARY DATA...

SECONDARY DATA...

PRIMARY DATA



Primary data are those collected first hand using various activities such as: continual observation, recording, measurement, inspection of behaviour, objects, events.

Secondary data however are collected from other people, administrations or organisations, as in documents, diaries, journals, official statistics and other types of research.

The screenshot displays the top section of the **dati.gov.it** website. The header is blue and contains the text "Agenzia per l'Italia Digitale" on the left, "Avanzamento digitale" and "Geodati" on the right, and the logo "dati.gov.it" with the tagline "i dati aperti della pubblica amministrazione" in the center. A search bar with the text "Cerca nel sito" and a magnifying glass icon is on the right. Below the header is a navigation menu with items: "Dati", "Fare Open Data", "Monitoraggio", "Sviluppatori", and "Scrivi alla redazione".

Below the navigation menu is a search bar with the text "Cerca nei metadati" and a magnifying glass icon. A link for "Ricerca avanzata" is located below the search bar.

Below the search bar is the heading "naviga i dati per categoria tematica" followed by a grid of 13 thematic categories, each with an icon and text:

- Agricoltura, pesca, silvicoltura e prodotti alimentari
- Economia e finanze
- Istruzione, cultura e sport
- Energia
- Ambiente
- Governo e settore pubblico
- Salute
- Tematiche internazionali
- Giustizia, sistema giuridico e sicurezza pubblica
- Regioni e città
- Popolazione e società
- Scienza e tecnologia
- Trasporti

SECONDARY DATA: HOW MANY TYPES?

SECONDARY DATA: RESEARCH REPORTS

Produced by foundations, business associations.

Each industry has this type of report. Search for it, it could be useful.

SECONDARY DATA: ACADEMIC RESEARCH


Conducted by universities or research centres, and published in academic journals or as results from a conference.

Google Scholar

SECONDARY DATA: HISTORICAL RESEARCH

If you are doing historical research, or on a particular neighbourhood, you could find and study data in libraries, archives, museums.

A look into the past can be very interesting...



SECONDARY DATA: RESEARCH AND BLOGS

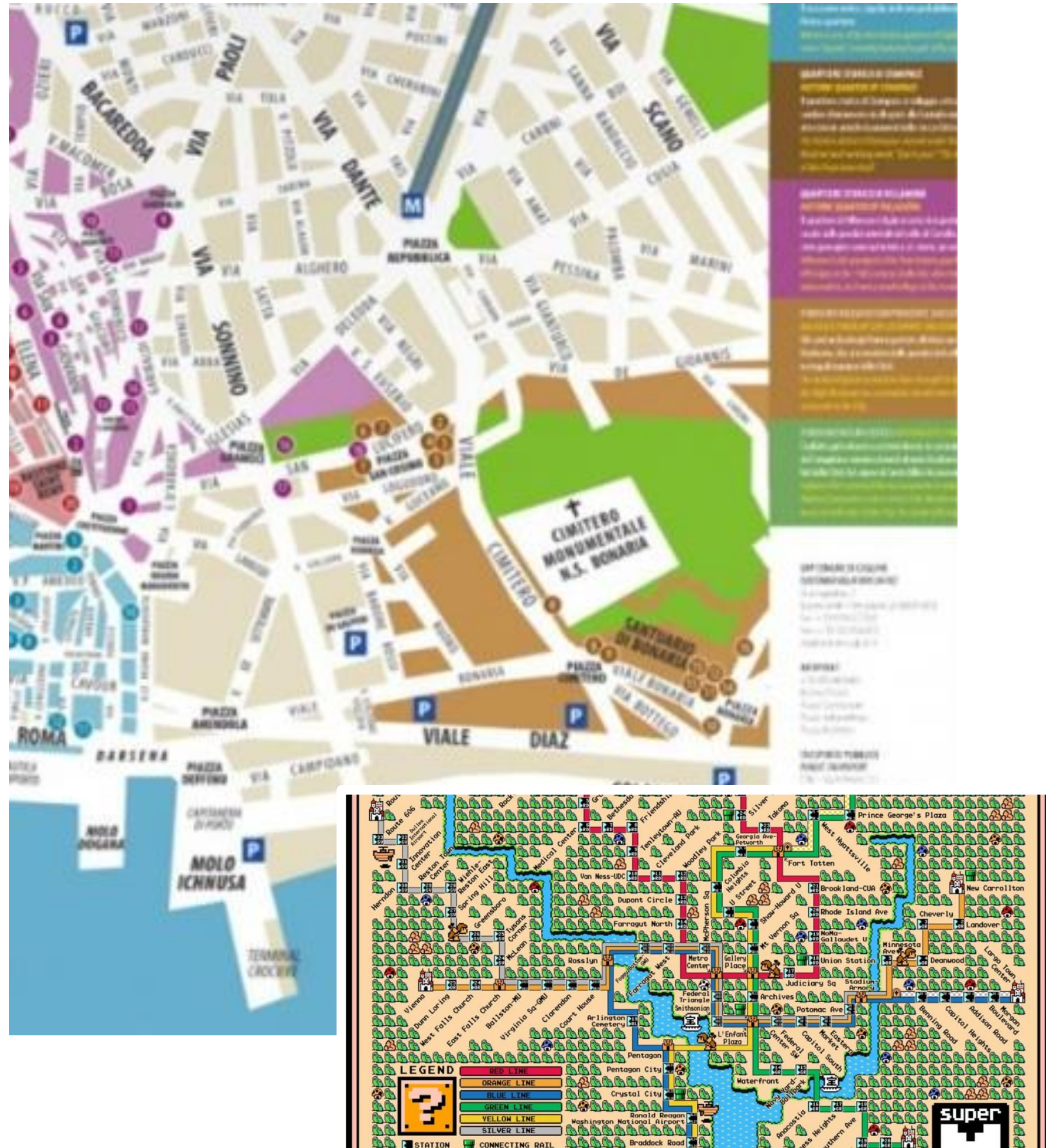
Generally blogs, forums and magazines (web and otherwise) are good for acquiring unofficial and non-mainstream information, which is useful for gathering details often not found in official documents or traditional publications.

SECONDARY DATA: CULTURAL AND ARTISTIC PRODUCTIONS

While not having the same scientific value as other official sources, cultural output sources are very useful for reading about a territory and understanding the citizen's voice.



SECONDARY DATA: MAPS AND PHOTOGRAPHS



If adequately documented, maps are a valuable source for supplementing your research, or perhaps for comparisons over time.

Each map and set of photographs offers a valuable key to interpretation: try comparing it with your project.

SECONDARY DATA: MEDIA ARCHIVES

Articles from newspapers, periodicals, television documentaries and other shows can be very useful. Also, you can research over time.

You can even consult archives or libraries on online sites.

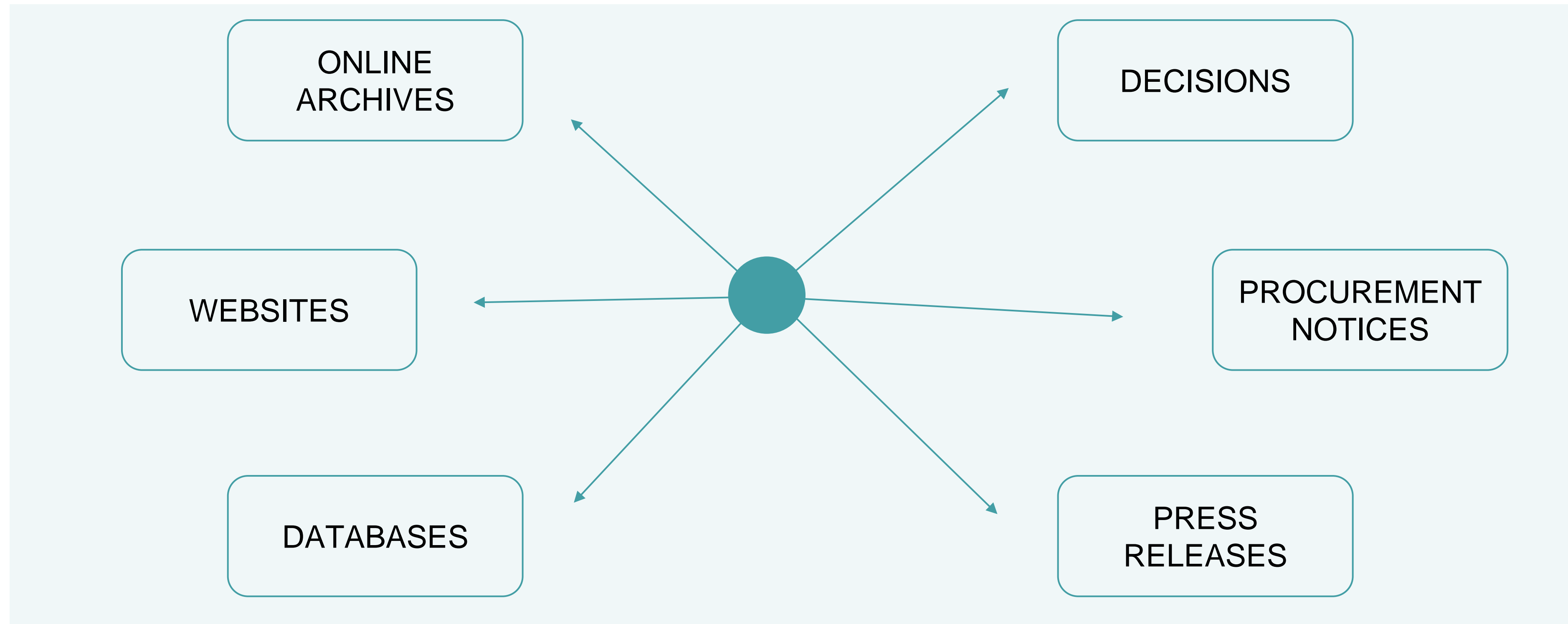
SECONDARY DATA: ORGANISATION DOCUMENTS

You can also find very interesting information from administrative documents or publicity from various organisations: financial statements, organisational charts, press releases, news...

... AND MUCH MORE!

Data can be found in many other places. Generally, it can be helpful to:

- create an archive of relevant online sites
- check official documents of the State Authority





At the School of
OPENCOHESION

RESEARCH METHODS: SECONDARY DATA



Presidenza del Consiglio dei Ministri
Dipartimento per le Politiche di Coesione

In collaborazione con



 **MIM**
Ministero dell'Istruzione
e del Merito



Progetto attualmente finanziato con il
sostegno di

